

# Nursing Labels

PDC Healthcare provides a complete selection of patient chart products and general labeling solutions for patient care. Alert, callout, and warning labels ensure clear communication between caregivers and accurate medication administration throughout the continuum of care. Our Patient Chart Labels & Tapes are designed to help nurses maintain detailed and accurate patient charts with unmatched organization.



Nursing Labels help healthcare organizations meet applicable patient safety regulatory guidelines, including:

- **The Joint Commission National Patient Safety Goals:** Identify Patients Correctly, Improve Staff Communication, Use Medicines Safely, Prevent Infection, Identify Patient Safety Risks, and Prevent Mistakes in Surgery.
- **Health Insurance Portability and Accountability (HIPAA):** to protect patients' medical records and other health information.
- **Five Rights of Patient Safety:** to ensure right patient, medication, dose, time, and method.

## Table of Contents

Allergy Labels.....	159
Medication Added Labels.....	160
IV Change Labels.....	163
IV HIPAA Compliant Labels.....	165
Patient Chart Labels & Tape.....	166
Communication Labels.....	168
Precautions Labels & Signs.....	170
IV Meter Labels/Kid Reward Stickers.....	173
General Pre-Printed Labels.....	174

## Allergy Labels



PDC Healthcare allergy label and tape products alert caregivers to patients' allergies for patient safety.




59704567 — Fl. Red (P)



59710334 — Fl. Red (P)



59704575 — White/Red (P)



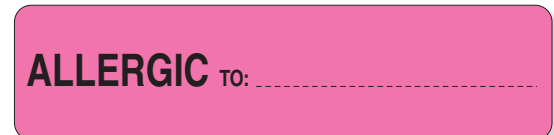
ML-701 — White/Red (P)



59704577 — White/Red (P)



59704578 — White/Red (P)  
MFWHR10 — White/Red (R)



59704576 — Fl. Pink (P)



59710289 — White/Red (P)  
MFFRR13 — White/Red (R)



MV01FR0501 — Fl. Red (P)



59704565 — Red (P)

Product Number	Label Size	Roll Qty.
59704567	1-5/8" x 7/8"	1,000
59710334	2-1/2" x 3/4"	1,000
59704575	3" x 1-1/8"	1,000
ML-701	5-1/2" x 1-3/8"	200
59704577	3" x 1-5/8"	1,000
59704578	5-1/2" x 1"	500
MFWHR10	5-1/2" x 1"	500
59704576	4" x 1"	500
59710289	6" x 1"	500
MFFRR13	6" x 1"	500
MV01FR0501	1-1/4" x 5/16"	760
59704565	4" x 2-5/8"	500

(P) = Permanent Adhesive  
(R) = Removable Adhesive

See Inside Back Cover for a PMS Color Guide of Fluorescent Label Colors on this Page.

# NURSING

## ALLERGY LABELS

### Allergy Labels



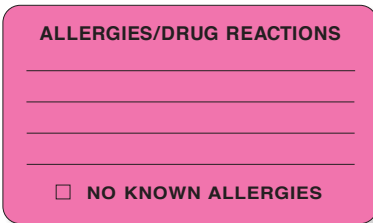
59704568 — Fl. Red (P)



59709438 — Fl. Red (P)



59710292 — Fl. Red (P)



59710293 — Fl. Pink (P)



59713061 — Red (P)

Product Number	Label Size	Roll Qty.
59704568	2-1/2" x 2-1/2"	500
59709438	1-7/8" X 1-7/8"	1,000
59710292	3" x 1-3/4"	500
59710293	3" x 1-3/4"	500
59713061	1-1/2" x 3/4"	1,000

### Allergy Tapes



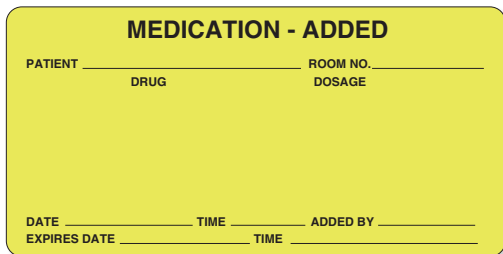
N-12 — White/Red (R)



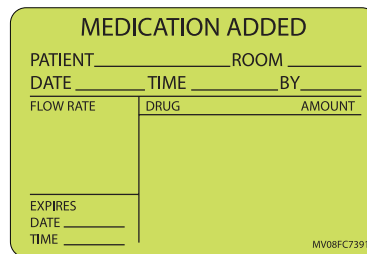
N-14 — White/Red (R)

Product Number	Tape Imprint Size	Number of Imprints	Roll Size
N-12	6" x 1"	83	1" x 500"
N-14	2-1/4" x 1"	222	

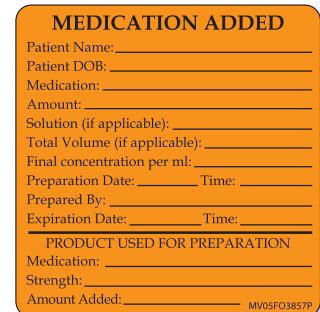
### Medication Added Labels



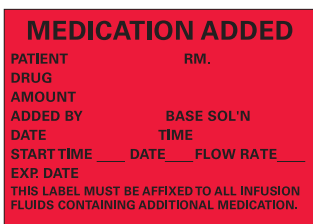
59704707 — Fl. Yellow (P)



MV08FC7391 — Fl. Chartreuse (P)



MV05F03857P — Fl. Orange (P)



N-200 — Fl. Red (P)

Product Number	Label Size	Roll Qty.
59704707	4" x 2"	250
MV08FC7391	2-15/16" x 2"	333
MV05F03857P	2-7/16" x 2-1/2"	400
N-200	2-1/2" x 1-3/4"	1,000

See Inside Back Cover for a PMS Color Guide of Fluorescent Label Colors on this Page.

(P) = Permanent Adhesive  
(R) = Removable Adhesive



# NURSING

## MEDICATION ADDED LABELS

### Medication Added Labels

INTRAVENOUS SOLUTION ADDITIVES		
Patient _____	Room _____	
Date _____	Time _____	By _____
Time Started _____	Date Started _____	Flow Rate _____
DRUGS ADDED		STRENGTH
EXP. DATE _____	BASE SOL'N _____	
This label must be affixed to all infusion fluids containing additional medication		

N-260 — Yellow (P)

ENTERAL SOLUTION ADDITIVES	
Patient Name: _____	
Formula: _____	
Additives: _____	
Date: _____	Time: _____ Initials: _____

MV09SB3973P — Blue (P)

PARENTERAL SOLUTIONS	
Patient _____	Room _____
Bag/Bottle No. _____	Date _____ Time _____
Solution: _____	
Medications Added: _____	
Rate _____ cc/hr	gtts/min. By _____
Exp. Date _____	

NFFPP01 — Fl. Pink (P)

Product Number	Label Size	Roll Qty.
N-260	4" x 2-1/2"	500
MV09SB3973P	4" x 2-5/8"	375
NFFPP01	4" x 2"	250

IV MEDICATION	
Patient Name _____	Room No. _____
Rate of Infusion _____	
Date & Time To Be Given _____	
Drug _____	
Dosage _____	
Solution _____	
Date & Time Mixed _____	
Initials _____	
DO NOT USE AFTER _____ HRS.	
FROM DATE & TIME MIXED	

MV05FR1366 — Fl. Red (P)

PITOCIN	
_____	UNITS
ADDED TO _____	CC
TIME _____	BY _____

59704619 — Fl. Pink (P)

PARENTERAL SOLUTIONS	
Patient _____	Room _____
Bag/Bottle No. _____	Date _____ Time _____
Solution: _____	
Medications Added: _____	
Rate _____ cc/hr	gtts/min. by _____
Exp. Date _____	

59713493 — Fl. Pink (P)

Product Number	Label Size	Roll Qty.
MV05FR1366	2-7/16" x 2-1/2"	400
59704619	2-3/8" x 1-3/4"	1,000
59713493	3" x 1-3/4"	500

See Inside Back Cover for a PMS Color Guide of Fluorescent Label Colors on this Page.

### Wraparound IV Tubing Labels

WRAP AROUND IV TUBING	<b>I.V. SET 24 Hours Only</b>
	RN initial _____
	START - date/hr. _____
	DISCARD - date/hr. _____

59704476 — Fl. Pink (P)

WRAP AROUND IV TUBING	<b>I.V. SET 48 Hours Only</b>
	RN initial _____
	START - date/hr. _____
	DISCARD - date/hr. _____

59704477 — Fl. Yellow (P)

WRAP AROUND IV TUBING	<b>IV SET 72 Hours Only</b>
	RN initial _____
	START - date/hr. _____
	DISCARD - date/hr. _____

59704478 — Fl. Orange (P)

WRAP AROUND IV TUBING	<b>IV SET — 96 Hours Only</b>
	RN initial _____
	START - date/hr. _____
	DISCARD - date/hr. _____

59708288 — Fl. Red (P)

WRAP AROUND IV TUBING	<b>I.V. SET _____ HOURS ONLY</b>
	RN initial _____
	START - date/hr. _____
	DISCARD - date/hr. _____

59704471 — Fl. Green (P)

Label Size	Roll Qty.
3" x 1"	1,000

WRAP AROUND IV TUBING	<b>IV TUBING CHANGED</b>	<table border="1"> <thead> <tr> <th>Label Size</th> <th>Roll Qty.</th> </tr> </thead> <tbody> <tr> <td>3" x 1"</td> <td>1,000</td> </tr> </tbody> </table>	Label Size	Roll Qty.	3" x 1"	1,000
	Label Size		Roll Qty.			
	3" x 1"		1,000			
	Date _____ Hr. _____					
By _____						

59705103 — Fl. Orange (P)

I.V. SET CHANGE	START DATE _____ HR. _____	<table border="1"> <thead> <tr> <th>Label Size</th> <th>Roll Qty.</th> </tr> </thead> <tbody> <tr> <td>3" x 3/4"</td> <td>1,000</td> </tr> </tbody> </table>	Label Size	Roll Qty.	3" x 3/4"	1,000
	Label Size		Roll Qty.			
	3" x 3/4"		1,000			
	DISCARD DATE _____ HR. _____					
R.N. INITIAL _____						

N-240 — White/Red (P)

### IV Tubing Labels

<b>I.V. SET — 24 HOURS ONLY</b>
RN initial _____
START - date/hr. _____
DISCARD - date/hr. _____

59704472 — Fl. Pink (P)

<b>I.V. SET — 48 HOURS ONLY</b>
RN initial _____
START - date/hr. _____
DISCARD - date/hr. _____

59704473 — Fl. Yellow (P)

<b>IV SET — 72 HOURS ONLY</b>
RN initial _____
START - date/hr. _____
DISCARD - date/hr. _____

59704474 — Fl. Orange (P)

<b>IV SET — 96 Hours Only</b>
RN initial _____
START - date/hr. _____
DISCARD - date/hr. _____

59707259 — Fl. Red (P)

<b>I.V. SET _____ HOURS ONLY</b>
RN initial _____
START - date/hr. _____
DISCARD - date/hr. _____

59704475 — Fl. Green (P)

Label Size	Roll Qty.
2-1/4" x 7/8"	1,000

<b>I.V. Tubing Changed</b> 😊
Date _____ Hr. _____
By _____
MV04FP1471P

MV04FP1471P — Fl. Pink (P)

Label Size	Roll Qty.
2-1/4" x 1"	420

<table border="1"> <tr> <td>START DATE _____</td> </tr> <tr> <td>CHANGE DATE _____</td> </tr> <tr> <td>S M T W Th F S</td> </tr> <tr> <td>MV06FO2941P</td> </tr> </table>	START DATE _____	CHANGE DATE _____	S M T W Th F S	MV06FO2941P	<table border="1"> <tr> <td>Date and Time Hung: _____</td> </tr> <tr> <td>Date and Time of Expiration: _____</td> </tr> <tr> <td>Initials: _____</td> </tr> <tr> <td>****Change IV prior to expiration**** MV06SY3856</td> </tr> </table>	Date and Time Hung: _____	Date and Time of Expiration: _____	Initials: _____	****Change IV prior to expiration**** MV06SY3856	<table border="1"> <thead> <tr> <th>Label Size</th> <th>Roll Qty.</th> </tr> </thead> <tbody> <tr> <td>2-15/16" x 1"</td> <td>333</td> </tr> </tbody> </table>	Label Size	Roll Qty.	2-15/16" x 1"	333
	START DATE _____													
	CHANGE DATE _____													
	S M T W Th F S													
MV06FO2941P														
Date and Time Hung: _____														
Date and Time of Expiration: _____														
Initials: _____														
****Change IV prior to expiration**** MV06SY3856														
Label Size	Roll Qty.													
2-15/16" x 1"	333													

MV06FO2941P — Fl. Orange (P)      MV06SY3856 — Yellow (P)

<b>IV SET / SOLUTION</b>
DATE/HR. _____

59705218 — Fl. Pink (P)

Label Size	Roll Qty.
2-1/4" x 7/8"	1,000

<b>ARTERIAL LINE</b>	<b>ARTERIAL LINE</b>
Date _____	By _____
Time _____	

59704467 — Fl. Red (P)

Label Size	Roll Qty.
2" x 3/4"	1,000

See Inside Back Cover for a PMS Color Guide of Fluorescent Label Colors on this Page.

(P) = Permanent Adhesive  
(R) = Removable Adhesive

# NURSING

## IV CHANGE LABELS

### IV Change Labels



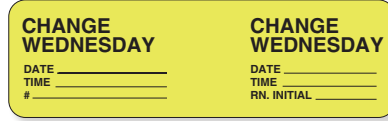
59704487 — Fl. Pink (P)




59704488 — Fl. Orange (P)



59704488 — Fl. Green (P)



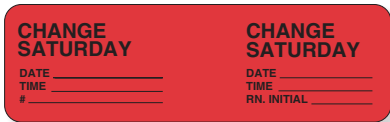
59704490 — Fl. Yellow (P)



59704491 — Blue (P)



59704492 — Tan (P)



59704493 — Fl. Red (P)

Label Size	Roll Qty.
2-7/8" x 7/8"	1,000

For a complete selection Nursing Labels, visit us online at [www.pdchealthcare.com](http://www.pdchealthcare.com).

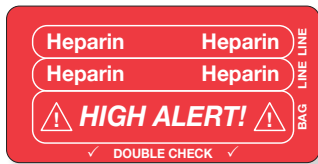
### IV Change Set with Dispenser

CHNGSET

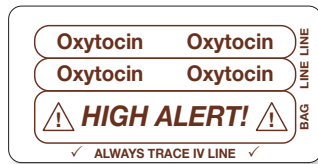
Includes one box for each day of the week, Sunday through Saturday

- 7 boxes of 1,000 labels per roll

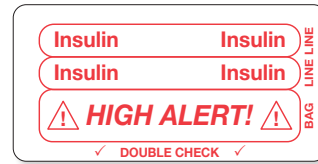
### IV Bag & Line Labels



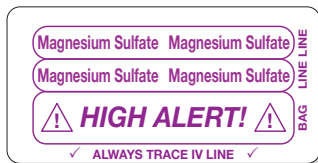
59745600 — Red (P)



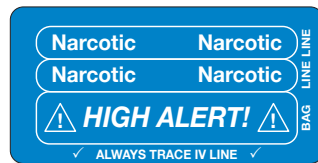
59745602 — White/Brown (P)



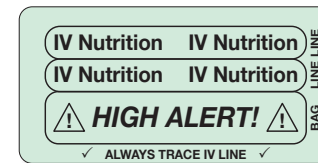
59745603 — White/Red (P)



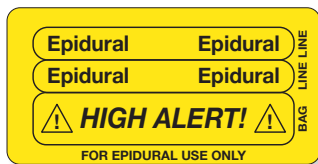
59745604 — White/Purple (P)



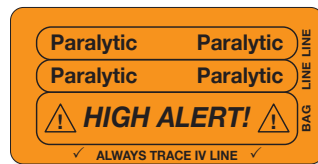
59745606 — Blue (P)



59745607 — Lt. Green (P)



59745608 — Yellow (P)



59745609 — Fl. Orange (P)

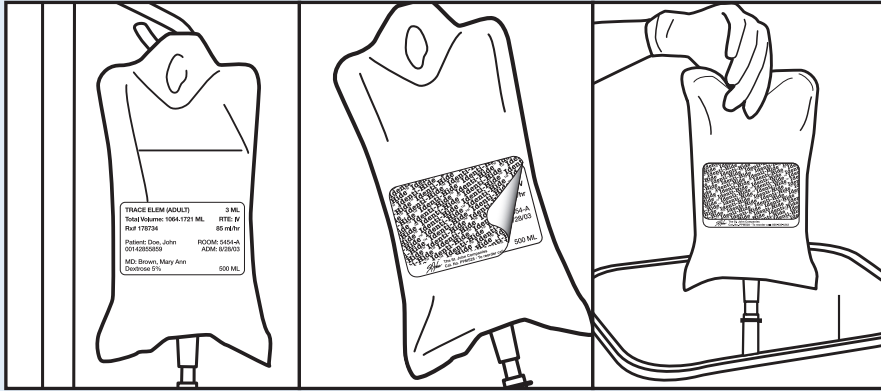
Label Size	Roll Qty.
3" x 1-1/2"	1,000

See Inside Back Cover for a PMS Color Guide of Fluorescent Label Colors on this Page.


(P) = Permanent Adhesive  
(R) = Removable Adhesive



black-out labels that completely conceal IV patient information.



Ensure patient confidentiality by simply applying this label over the existing IV bag label (which contains the patient information) when the bag is discarded. The black text pattern and special black adhesive obscure sensitive patient information making it impossible to read from both sides of the bag.



PPMS34

Product Number	Label Size	Material/Adhesive	Roll Qty.
PPMS34	3" x 2"	Identi-Hide™/ Permanent	500
PPMS26	4" X 1"		1,000
PPMS27	4" x 2"		500
PPMS28	4" x 3"		500
PPMS30	5" x 2"		500
PPMS32	5" x 3"		500

At PDC Healthcare, we have developed many labels to assist our customers in being compliant with HIPAA regulations. Here's some information on one of our more popular labels that we thought you should be aware of.

**PROBLEM:** When discarded, IV bag and urine cups labeled with patient information DO NOT CONFORM to HIPAA requirements.

**PDC-HEALTHCARE SOLUTION:** Ensure patient confidentiality by simply applying this label over the existing IV bag and urine cup label (which contains the patient information) when discarded. The black text and adhesive obscure sensitive patient information making it impossible to read from both sides of the cup.


Product Number	Label Size	Material/Adhesive	Roll Qty.
PPMS33	2" Circle	Identi-Hide™/Permanent	500
PPMS29	3" Circle		



Discard urine collection cups and be confident that you're

**HIPAA**  
compliant

Perfect size  
for urinalysis cups!



**Did you know?** "The Privacy Rule, creates national standards to protect individuals' medical records and other personal health information. It also holds violators accountable if they violate patient privacy rights and it provides for occurrences where public responsibility requires disclosure of some forms of patient health data."



# NURSING

## PATIENT CHART LABELS & TAPE

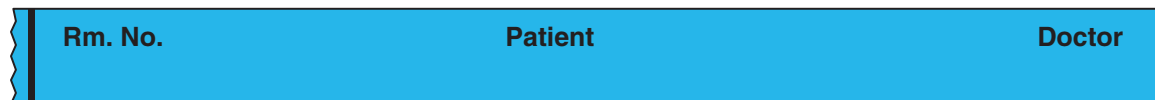
### Patient ID Tapes

PDC Healthcare's Patient Chart Tapes provide a cost-effective means for color-coding patient charts. These self-adhesive tapes are imprinted with "Rm. No.," "Patient," and "Doctor." Patient Chart Tapes are removable and won't leave a sticky residue when removed.



N-5-1 – White (R)

Product Number	Color	Product Number	Color	Tape Imprint Size	Material/Adhesive	Roll Size
N-5-1	White	N-5-10	Copper	4-1/2" x 1/2"	Time® Tape/Removable	1/2" x 500"
N-5-2	Yellow	N-5-11	Rose			
N-5-3	Green	N-5-12	Violet			
N-5-4	Pink	N-5-13	Lavender			
N-5-5	Red	N-5-14	Grey			
N-5-6	Orange	N-5-15	Lime			
N-5-7	Blue	N-5-16	Aqua			
N-5-8	Tan	N-5-17	Chartreuse			
N-5-9	Salmon					



59710133 – Blue (R)

Product Number	Color	Product Number	Product Number	Tape Imprint Size	Material/Adhesive	Roll Size
59710120	White	59710131	Pink	6" x 1/2"	Paper Tape/Removable	1/2" x 500"
59705773	Red	59710132	Orange			
59710121	Copper	59710133	Blue			
59710122	Rose	59710134	Tan			
59710123	Violet	59710135	Salmon			
59710124	Lavender	59710136	Fl. Green			
59710125	Gray	59710137	Fl. Yellow			
59710126	Lime	59710138	Fl. Orange			
59710127	Aqua	59710145	Fl. Red			
59710128	Chartreuse	59710146	Fl. Pink			
59710129	Yellow	59710147	Fl. Purple			
59710130	Green					

See Inside Back Cover for a PMS Color Guide of Fluorescent Label Colors on this Page.

### Patient Chart Labels

PDC Healthcare's Patient Chart Labels are specifically designed for the ring binder style patient chart. These pre-cut labels are imprinted (with product prefix NPF) with "Rm. No.," "Patient," and "Doctor," or blank (with product prefix NPFB).



NPF-2286 (Imprinted style) — (R)



NPFB-2286 (Blank style) — (R)

Product Number	Color	Label Size	Material/Adhesive	Qty.
NPF-2286-1	White	5-3/8" x 1-3/8"	Smudgeproof Flexo/ Removable	200/RL
NPFB-2286-1				
NPF-2286-2	Yellow			
NPFB-2286-2				
NPF-2286-3	Green			
NPFB-2286-3				
NPF-2286-4	Pink			
NPFB-2286-4				
NPF-2286-5	Red			
NPFB-2286-5				
NPF-2286-6	Orange			
NPFB-2286-6				
NPF-2286-7	Blue			
NPFB-2286-7				
NPF-2286-8	Tan			
NPFB-2286-8				
NPF-2286-9	Salmon			
NPFB-2286-9				
NPF-2286-10	Copper			
NPFB-2286-10				
NPF-2286-11	Rose			
NPFB-2286-11				
NPF-2286-12	Violet			
NPFB-2286-12				
NPF-2286-13	Lavender			
NPFB-2286-13				
NPF-2286-14	Grey			
NPFB-2286-14				
NPF-2286-15	Lime			
NPFB-2286-15				
NPF-2286-16	Aqua			
NPFB-2286-16				
NPF-2286-17	Chartreuse			
NPFB-2286-17				
NPF-2286-20	Silver			
NPFB-2286-20				
NPF-ROOM-1	White	1-3/8" x 1-1/2"		



NPF-ROOM-1 — White (R)



(P) = Permanent Adhesive  
(R) = Removable Adhesive

# NURSING

## COMMUNICATION LABELS

### STAT Labels



59702043 — Fl. Red (P)

Label Size	Roll Qty.
1-1/4" x 3/8"	1,000



59704101 — Fl. Red (P)



59701020 — White/Red (P)

Label Size	Roll Qty.
1-1/2" x 1/2"	1,000



LSTAT128 — White (P)  
Bar code 128

Label Size	Roll Qty.
1-1/2" x 1/2"	250



LSTAT39 — White (P)  
Bar code 39



59702048 — Fl. Red (P)

Label Size	Roll Qty.
1-5/8" x 7/8"	1,000



59701116 — Fl. Red (P)

Label Size	Roll Qty.
2-1/4" x 7/8"	1,000



59704098 — Fl. Red (P)

### Isolation Labels & Tape



59705387 — Fl. Red (P)

Label Size	Roll Qty.
1-1/4" x 3/8"	1,000



59705473 — Fl. Red (P)

Label Size	Roll Qty.
2-1/4" x 7/8"	1,000



N-19 — White/Red (R)

Tape Imprint Size	Number of Imprints	Roll Size
6" x 2"	83	2" x 500'

### Fall Precautions/Risk Labels



59704920 — Fl. Orange (R)  
59713379 — Yellow (P)



59704921 — Fl. Red (P)

Label Size	Roll Qty.
2-1/4" x 7/8"	1,000



5971352081000 — Fl. Yellow (P)  
5971352082000 — Fl. Yellow (R)

Label Size	Roll Qty.
3" x 1-5/8"	1,000

See Inside Back Cover for a PMS Color Guide of Fluorescent Label Colors on this Page.



59704916 — Fl. Orange (P)  
59704917 — Fl. Orange (R)

Product Number	Label Size	Roll Qty.
59704916	2-3/8" x 1-3/4"	1,000
59704916	4" x 2-5/8"	500

### DNR Labels



Label Size	Roll Qty.
2-1/4" x 7/8"	1,000

59704927 — Fl. Red (P)  
59704972 — Purple/White (P)

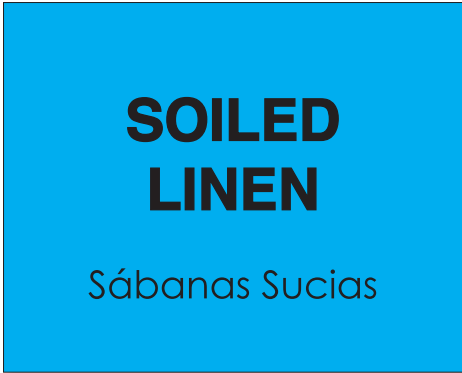
For a complete selection Nursing Labels, visit us online at [www.pdchealthcare.com](http://www.pdchealthcare.com).



Label Size	Roll Qty.
1-1/4" x 3/8"	1,000

59704924 — Fl. Red (P)

### Container Labels



59705292 — Lt. Blue (P)



59705290 — Brown (P)



Label Size	Qty.
10" x 8"	50/Pk

### Medication Labels

Medication \_\_\_\_\_  
Patient \_\_\_\_\_  
Dose \_\_\_\_\_  
Date \_\_\_\_\_

Label Size	Roll Qty.
2" x 1"	1,000

59703199 — Fl. Red (P)

**SYRINGE MEDICATION**

PATIENT \_\_\_\_\_  
DRUG \_\_\_\_\_  
AMT \_\_\_\_\_ /cc  
PREPARED DATE \_\_\_\_\_ TIME \_\_\_\_\_  
PREPARED BY \_\_\_\_\_

Label Size	Roll Qty.
3" x 1"	1,000

59704621 — Fl. Yellow (P)



NFFPP03 — Fl. Pink (P)

**PATIENT'S OWN MEDICATION**

Patient Name \_\_\_\_\_ Room \_\_\_\_\_  
Medication \_\_\_\_\_  
Verified by \_\_\_\_\_ RPh Date \_\_\_\_\_

Label Size	Roll Qty.
2-7/8" x 7/8"	1,000

59705869 — Fl. Yellow (P)

### Diabetic Labels



Label Size	Roll Qty.
2-1/4" x 7/8"	1,000

59704906 — Fl. Pink (P)



Label Size	Roll Qty.
1-1/4" x 3/8"	1,000

59704901 — Fl. Pink (P)

See Inside Back Cover for a PMS Color Guide of Fluorescent Label Colors on this Page.

(P) = Permanent Adhesive  
(R) = Removable Adhesive

NURSING

### Airborne Precautions

### Airborne Precautions

(In addition to Standard Precautions)

**Visitors — Report to Nurses' Station Before Entering Room**

- Private Room that has:**
  - Monitored negative air pressure
  - 6 to 12 air changes per hour
  - Discharge of air outdoors or HEPA filtration before air is recirculated.

**KEEP THE ROOM DOOR CLOSED AND THE PATIENT IN ROOM**
- Respiratory Protection**  
**Wear an N95 respirator mask for known or suspected AFB disease.**  
 Susceptible persons should not enter the room of patients with known or suspected measles (rubeola) or varicella (chicken pox) if immune caregivers are available. If susceptible persons must enter the room, wear appropriate mask.
- Limit the movement/transport of patients from room to essential purposes only. During transport, minimize the spread of droplet nuclei by placing a surgical mask on patient, if possible.

### Precauciones Por Infecciones Aerotransportadas

(además de Precauciones Normales)

**Visitantes — Favor de Reportarse a la Estación de Enfermeras Antes de Entrar al Cuarto.**

- Cuarto privado que tiene:**
  - Monitor de Presión atmosférica negativa
  - 6 a 12 cambios del aire por hora
  - Descarga del aire del cuarto al aire libre, o filtración tipo "HEPA" antes que el aire se recircula

**MANTENER LA PUERTA DEL CUARTO CERRADA Y EL PACIENTE DENTRO DEL CUARTO.**
- Protección respiratoria.** Usar una máscara respiratoria N95 para infección "AFB" diagnosticada o sospechada. Personas propensas no deben de entrar al cuarto de pacientes con infecciones diagnosticadas o sospechada de sarampión (rubeola) o varicela, cuando hay enfermeras inmunes disponibles. Cuando personas propensas deben de entrar al cuarto, tienen que usar una máscara apropiada.
- Limitar el movimiento/transporte de pacientes del cuarto solo para propósitos esenciales. Durante el transporte, **minimizar la diseminación de gotillas a través del aire poniendo una mascarilla quirúrgica al paciente, si es posible.**

59705277 — Fl. Pink (R)

### AIRBORNE PRECAUTIONS

(In addition to Standard Precautions)

- Patient Placement**
  - Provide at least six or 12 air changes per hour.
  - Direct exhaust of air to the outside or direct through HEPA filters before air is recirculated.
  - Monitor air pressure daily with visual indicators regardless of the presence of differential pressure sensing devices.
  - Keep door closed when not required for entry and exit.
- Personnel**
  - Restrict susceptible healthcare personnel from entering the rooms of patients known or suspected to have measles (rubeola), varicella (chickenpox), disseminated zoster, or smallpox if other immune healthcare personnel are available.
- Respiratory Protection**
  - Wear a NIOSH-approved N95 or higher level respirator when entering the room of a patient with known or suspected AFB diseases.
- Patient Transport**
  - Limit the movement and transport of patients outside the room to medically necessary purposes only. If transport is essential, instruct the patient to wear a mask. For patients with skin lesions or draining skin lesions cover the affected areas.
- Exposure Management**
  - Immunize or provide the appropriate immune globulin to susceptible person as soon as possible following unprotected contact with infected patients.

59701470 — Fl. Pink (R)

## AIRBORNE PRECAUTIONS

59701473 — Fl. Pink (R)

### DID YOU KNOW?






**According to the CDC, 1.7 million people a year contract hospital-related infection, resulting in 99,000 deaths.**

Source: [www.cdc.gov/HAI/pdfs/hai/infections\\_deaths.pdf](http://www.cdc.gov/HAI/pdfs/hai/infections_deaths.pdf)

### AIRBORNE PRECAUTIONS

(In addition to Standard Precautions)

**Visitors — Report to Nurses' Station Before Entering Room**

- Patient Placement**
  - Provide at least six or 12 air changes per hour.
  - Direct exhaust of air to the outside or direct through HEPA filters before air is recirculated.
  - Monitor air pressure daily with visual indicators regardless of the presence of differential pressure sensing devices.
  - Keep door closed when not required for entry and exit.
- Personnel**
  - Restrict susceptible healthcare personnel from entering the rooms of patients known or suspected to have measles (rubeola), aricella (chickenpox), disseminated zoster, or smallpox if other immune healthcare personnel are available.
- Respiratory Protection**
  - Wear a NIOSH-approved N95 or higher level respirator when entering the room of a patient with known or suspected AFB diseases.
- Patient Transport**
  - Limit the movement and transport of patients outside the room to medically necessary purposes only. If transport is essential, instruct the patient to wear a mask. For patients with skin lesions or draining skin lesions, cover the affected areas.
- Exposure Management**
  - Immunize or provide the appropriate immune globulin to susceptible person as soon as possible following unprotected contact with infected patients.

59701465 — Fl. Pink (R)

The steps on these signs are recommended by the CDC to reduce the risk of airborne transmission of infectious agents. The signs are placed outside the patient's door to warn visitors and staff of the necessary steps to reduce the spread of disease.

Product Number	Label Size	Qty.
59705277	5-1/4" x 8"	50/PK
59701465	8" x 5-1/4"	50/PK
59701470	4" x 2-5/8"	500/RL
59701473	2-1/4" x 1"	1,000/RL

See Inside Back Cover for a PMS Color Guide of Fluorescent Label Colors on this Page.

## Contact Precautions

### Contact Precautions

(In addition to Standard Precautions)

**Visitors – Report to Nurses' Station Before Entering Room**

- Private Room.** When a private room is not available, cohort with patient(s) who has active infection with the same microorganism but with no other infection.
- Wear gloves when entering room.** Change gloves after contact with infective material. Remove gloves before leaving the patient's room.
- WASH YOUR HANDS** immediately with antimicrobial agent before leaving the patient's room. After glove removal and handwashing, ensure that hands do not touch potentially contaminated environmental surfaces or items in the patient's room to avoid transfer of microorganism to other patients or environments.
- Wear a gown** if you anticipate that your clothes will have substantial contact with the patient, environmental surfaces, or items in the patient's room or if the patient has any of the following:
  - Incontinent • Diarrhea • Colostomy • Ileostomy
  - Wound Drainage not contained by a dressing
- Remove gown before leaving patient's environment.
- Limit the movement/transport of patients from room to essential purposes only. During transport, ensure that all precautions are maintained at all times.
- When possible, dedicate the use of noncritical patient care equipment for each patient.

### Precauciones de Contacto

(además de Precauciones Normales)

**Visitantes – Favor de Reportarse a la Estación de Enfermeras Antes de Entrar al Cuarto**

- Cuarto Privado.** Cuando el cuarto privado no esté disponible, se comparte el cuarto con paciente(s) que tenga(n) una infección activa con el mismo microorganismo pero sin cualquier otra infección.
- Usar guantes al entrar al cuarto.** Cambiarse los guantes después de tener contacto con sustancias infecciosas. Quite los guantes antes de salir del cuarto del paciente.
- LAVARSE LAS MANOS** inmediatamente con detergente antimicrobico antes de salir del cuarto del paciente. Después de quitarse los guantes y de lavarse las manos, asegúrese de que sus manos no toquen superficies o artículos potencialmente contaminados dentro del cuarto del paciente para evitar transmitir el microorganismo a otros pacientes o medio ambiente.
- Use una bata si anticipa que su ropa tendrá contacto con el paciente, superficies del ambiente, o artículos en el cuarto del paciente, o si el paciente tiene cualquiera de lo siguiente:
  - Incontinencia • Diarrea • Colostomía • Ileostomía
  - Drenaje de herida no cubierta por un vendaje
- Quitarse la bata antes de salir del cuarto del paciente.
- Limitar el movimiento/transporte de pacientes del cuarto solo para propósitos esenciales. Durante el transporte, asegurarse que todas las precauciones sean obedecidas en todo momento.
- Cuando posible, asigna equipo individual para cada paciente.

59705275 – Fl. Green (R)

### CONTACT PRECAUTIONS

(In addition to Standard Precautions)

**Visitors – Report to Nurses' Station Before Entering Room**

- Private Room** - when private rooms are in short supply, prioritize patients with conditions that may facilitate transmission and cohort with patient(s) who has active infection with the same microorganism but with no other infection. Maintain spatial separation of at least 3 feet from other patients and visitors and draw privacy curtains if cohorting or private room is not available.
- Gloves and Gown** – wear gloves and gown when entering room or cubicle. Remove gown and gloves before leaving patient's room and ensure that clothing and skin do not contact potentially contaminated environmental surfaces that could result in possible transfer of microorganisms.
- Wash Hands** – with warm water and antimicrobial agent immediately after glove and gown removal and before leaving patient's room.
- Transport** – limit the movement and transport of patients outside the room to medically necessary purposes only. If transport is essential, ensure infected areas of the patient's body are contained and covered.
- Equipment** – use disposable non-critical patient-care equipment (e.g. blood pressure cuffs) or implement patient-dedicated use of such equipment. If use of common equipment is unavoidable, clean and disinfect equipment between patients.
- Environmental Measures** – Ensure that rooms of infected patients are prioritized for frequent cleaning and disinfection (e.g. at least once daily) with a focus on frequently touched surfaces (e.g. bed rails, overbed table, doorknobs) and equipment in the immediate vicinity of the patient.

59701472 – Fl. Green (R)

## CONTACT PRECAUTIONS







59701475 – Fl. Green (R)

For our complete selection of Infection Control Labels & Products, visit us at [www.pdchealthcare.com](http://www.pdchealthcare.com).

### CONTACT PRECAUTIONS

(In addition to Standard Precautions)

**Visitors — Report to Nurses' Station Before Entering Room**

- Private Room** – When a private room is not available, cohort with patient(s) who has active infection with the same microorganism but with no other infection. 
- Gloves** – wear gloves when entering room. Change gloves after contact with infective material. Remove gloves before leaving the patient's room. 
- Wash Hands** – with antimicrobial agent immediately after glove removal and before leaving patient's room. 
- Gown** – wear when entering room to protect clothes from items in the patient's room or if the patient has any of the following: • Incontinent • Diarrhea • Colostomy • Ileostomy • Wound Drainage not contained by a dressing Remove gown before leaving the patient's environment. 
- Transport** – Limit the movement/transport of patients from room to essential purposes only. During transport, ensure that all precautions are maintained at all times. 
- When possible, dedicate the use of noncritical patient care equipment to a single patient. If common equipment is used, clean and disinfect between patients. 

59701469 – Fl. Green (R)

These steps are recommended by the CDC to reduce the risk of transferring microorganisms through direct contact with a patient. The signs are placed outside the patient's door to warn visitors and staff of necessary steps to reduce the spread of disease.

Product Number	Label Size	Qty.
59705275	5-1/4" x 8"	50/PK
59701469	8" x 5-1/4"	50/PK
59701472	4" x 2-5/8"	500/RL
59701475	2-1/4" x 1"	1,000/RL

See Inside Back Cover for a PMS Color Guide of Fluorescent Label Colors on this Page.

(P) = Permanent Adhesive  
(R) = Removable Adhesive

NURSING

### Droplet Precautions

### Droplet Precautions

(In addition to Standard Precautions)

**Visitors — Report to Nurses' Station Before Entering Room**

- Private Room.** When a private room is not available, cohort with patient(s) who has active infection with the same microorganism but with no other infection. Maintain spatial separation of at least 3 feet from other patients and visitors if cohorting or private room is not available.
- Mask required** when working within 3 feet of patient (or when entering room). Check your hospital's policy.
- Limit the movement/transport of patients from room to essential purposes only. During transport, **minimize the spread of droplets by placing a surgical mask on the patient, if possible.**

### Precauciones de Contaminación por Gotas

(además de Precauciones Normales)

**Visitantes — Favor de Reportarse a la Estación de Enfermeras Antes de Entrar al Cuarto.**

- Cuarto Privado.** Cuando el cuarto privado no esté disponible, se comparte el cuarto con paciente(s) que tenga(n) una infección activa con el mismo microorganismo pero sin cualquier otra infección. Mantener una distancia de por lo menos 3 pies de otros pacientes o visitantes si comparten un solo cuarto, o cuando un cuarto privado no esta disponible.
- Máscara requerida cuando esté trabajando dentro de 3 pies del paciente (o al entrar al cuarto). Verifique los reglamentos del hospital.
- Límitar el movimiento/transporte de pacientes del cuarto solo para propósitos esenciales. Durante el transporte, **minimizar la diseminación de gotas poniendo una mascarilla quirúrgica al paciente, si es posible.**

59705276 — Fl. Orange (R)

### DROPLET PRECAUTIONS

(In addition to Standard Precautions)

- Private Room.** When a private room is not available, cohort with patient(s) who has active infection with the same microorganism but with no other infection. Maintain spatial separation of at least 3 feet from other patients and visitors if cohorting or private room is not available.
- Mask required when working within 3 feet of patient (or when entering room). Check your hospital's policy.
- Limit the movement/transport of patients from room to essential purposes only. During transport, **minimize the spread of droplets by placing a surgical mask on the patient, if possible.**

59701471 — Fl. Orange (R)

## DROPLET PRECAUTIONS

59701474 — Fl. Orange (R)


### DROPLET PRECAUTIONS

(In addition to Standard Precautions)


**Visitors — Report to Nurses' Station Before Entering Room**

- PATIENT PLACEMENT**


**Private Room.** When a private room is not available, cohort with patient(s) who has active infection with the same microorganism but with no other infection. Maintain spatial separation of at least 3 feet from other patients and visitors if cohorting or private room is not available.


- RESPIRATORY PROTECTION**

Mask required when working within 3 feet of patient (or when entering room). Check your hospital's policy.


- PATIENT TRANSPORT**

Limit the movement/transport of patients from room to essential purposes only. During transport, **place surgical mask on the patient, if possible.**



59701467 — Fl. Orange (R)

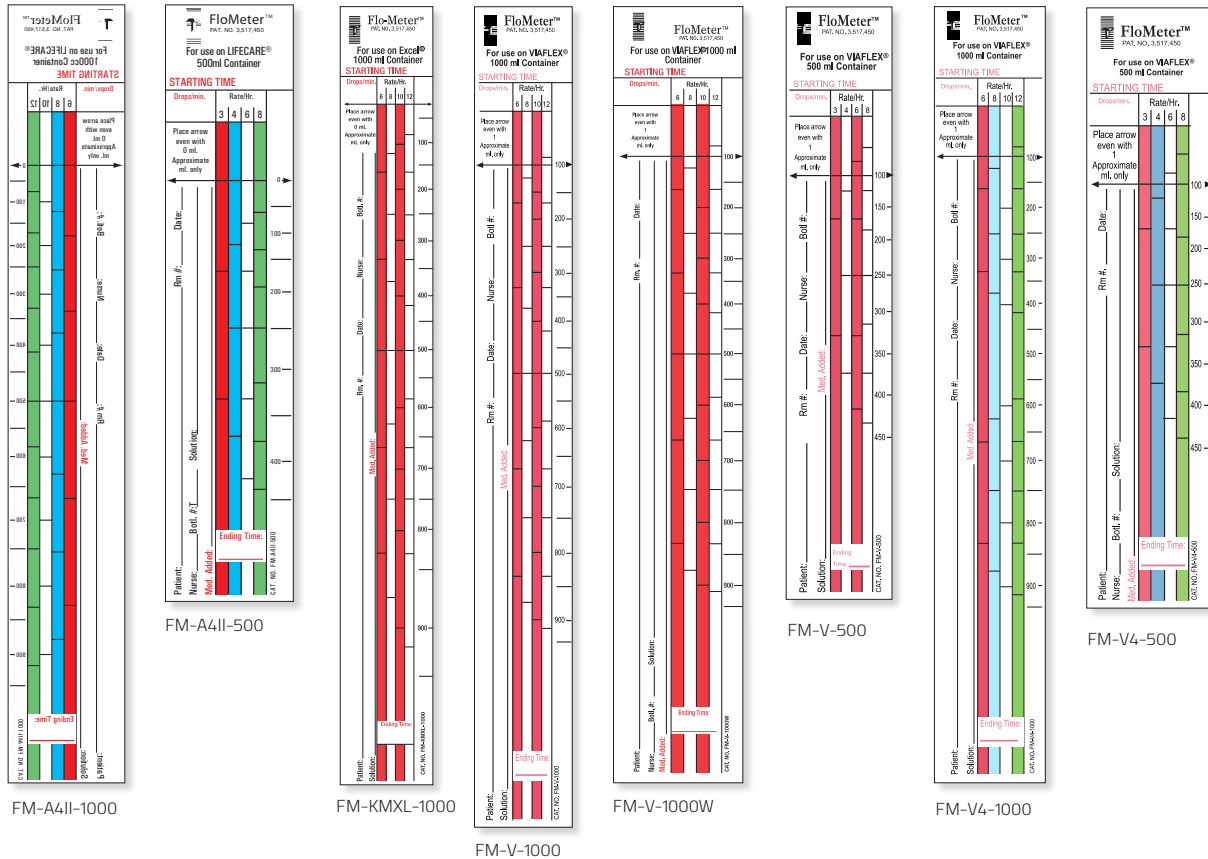
These steps are recommended by the CDC to reduce the risk of contact with large-particle droplets. The signs are placed outside the patient's door to warn visitors and staff of the necessary steps to reduce the spread of disease.

Product Number	Label Size	Qty.
59705276	5-1/4" x 8"	50/PK
59701467	8" x 5-1/4"	50/PK
59701471	4" x 2-5/8"	500/RL
59701474	2-1/4" x 1"	1,000/RL

See Inside Back Cover for a PMS Color Guide of Fluorescent Label Colors on this Page.

### Flo-Meter® Labels

PDC Healthcare Flo-Meters can easily be written on and all calibrations are adaptable to drops per minute and hour. Available in three styles for 500 and 1000 ml containers. Smudgeproof litho labels with removable adhesive. 1,000 per box.



Product Number	Container Brand/Manufacturer	Style	Label Size	Container Volume	Qty.
FM-A4II-1000	Lifecare/Abbott	4-color	10" x 1-1/2"	1000 ml	1,000/BX
FM-A4II-500	Lifecare/Abbott	4-color	7" x 1-1/2"	500 ml	
FM-KMXL-1000	Excel/Kendall-McGaw	Standard	10-1/2" x 1-1/4"	1000 ml	
FM-V-1000	Viaflex/Baxter	Standard	10-1/2" x 1-1/4"	1000 ml	
FM-V-1000W	Viaflex/Baxter	Wide	10-1/2" x 1-3/4"	1000 ml	
FM-V-500	Viaflex/Baxter	Standard	7" x 1-1/4"	500 ml	
FM-V4-1000	Viaflex/Baxter	4-color	10-1/2" x 1-1/2"	1000 ml	
FM-V4-500	Viaflex/Baxter	4-color	7" x 1-1/2"	500 ml	

### Kids Rewards Stickers



59708878 - (P)



59708881 - (P)



59708873 - (P)



59708861 - (P)

Label Size	Roll Qty.
2" Round	250



# NURSING

## GENERAL PRE-PRINTED LABELS

### General Pre-printed Labels



Label Size	Roll Qty.
2-15/16" x 1"	333

MV06FP6279 — Fl. Pink (R)



Label Size	Roll Qty.
4" x 2-5/8"	500

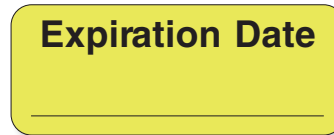
59704890 — Fl. Red (P)



59704907 — Fl. Yellow (P)

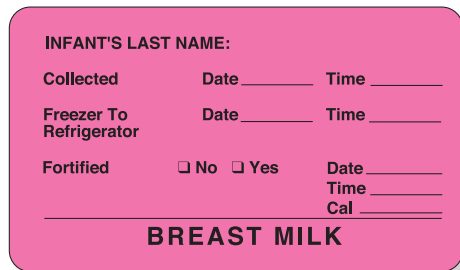


59713152 — Fl. Green (P)



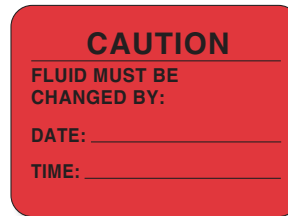
59713162 — Fl. Yellow (P)

Label Size	Roll Qty.
2-1/4" x 7/8"	1,000



59705005 — Fl. Pink (P)

Label Size	Roll Qty.
3" x 1-3/4"	500



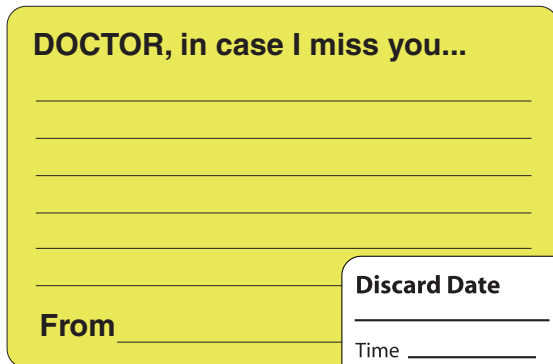
59704622 — Fl. Red (P)

Label Size	Roll Qty.
1-7/8" x 1-3/8"	1,000



MV04F05924 — Fl. Orange (R)

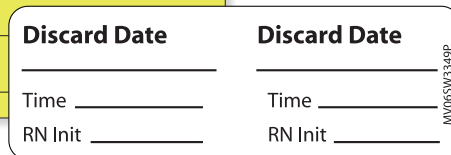
Label Size	Roll Qty.
2-1/4" x 1"	420



59704765 — Fl. Yellow (R)




59705371 — Fl. Orange (P)



MV06SW3349P — White (P)

Product Number	Label Size	Roll Qty.
59704765	4" x 2-5/8"	500
59705371	1-1/4" x 3/8"	1,000
MV06SW3349P	2-15/16" x 1"	333

See Inside Back Cover for a PMS Color Guide of Fluorescent Label Colors on this Page.



5970714881000 — Fl. Pink (P)  
5970714881000 — Fl. Pink (R)

Label Size	Roll Qty.
2-1/2" x 2-1/2"	500

(P) = Permanent Adhesive  
(R) = Removable Adhesive